


S.Sonic Ultrasonic Gas Flow Meter



Elster Instromet

S.Sonic Single Path Ultrasonic Flow Meter


The Elster Instromet S.Sonic Single Path Ultrasonic Flow Meter is a device ideally suited for a variety of gas measurement applications.

Advantages

- No pressure drop
- Wide rangeability/turn down ratio 50:1
- Bi-directional flow
- No moving parts
- Very low cost ownership (maintenance)
- Insensitive to contamination
- Interfaces with major flow computer mfg
- Measures pulsating flow accurately

Applications

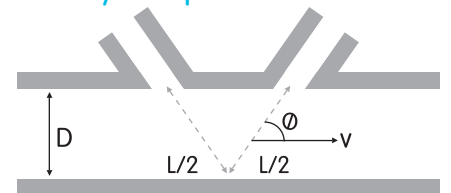
- Underground (natural) gas storage
- Gas compressor control
- Gas processing plants
- In-plant metering
- Power plants
- Check measurement
- Pipeline leak detection
- System balancing
- Gas well flowline measurement



The Elster Instromet S.Sonic Single Path Ultrasonic Flow Meter is a device ideally suited for a variety of gas measurement applications. Sophisticated transducers utilizing a unique bounce path configuration along with digital electronics gives the S.Sonic low uncertainty ($\pm 1.0\%$) with excellent repeatability and linearity characteristics. The S.Sonic is recommended for non-custody applications. It is available in line sizes from 4" and all ANSI ratings. It can be configured for retractable and non-retractable transducers. The absence of moving parts makes it a very low maintenance meter. For optimal performance, the installation of a flow conditioning plate or system is recommended.

Using the Absolute Digital Time Travel method (ADTT), the flow meter measures gas flow by comparing the time taken by an ultrasonic pulse to travel upstream and downstream. The larger the difference in time taken, the greater the velocity or flow of the gas.

Theory of Operation



Travel Time Equations

$$t_D = \frac{L}{c+v \cdot \cos \theta} \quad t_U = \frac{L}{c-v \cdot \cos \theta}$$

Velocity Equation

$$\hat{v} = \frac{L}{2 \cdot \cos \theta} \left[\frac{1}{t_D} - \frac{1}{t_U} \right]$$



Standard Spool Piece Specifications

- Body design code: CFR 49 Part 192**
- Flange design code: ANSI B16.5 or MSS SP 44
- Design temperature: -20°F to 200° F, -28°C to 93° C (meter body only)
- Design factor: 0.5
- Design pressure: 1480 PSIG, 100 Bar for 600 ANSI**
- Testing pressure: Standard; 1.5 x Design Pressure for 8 hours.
- Transducer ratings: Standard: 220 to 2250 PSIG**, -20°F to 176°F; 15 to 172 Bar, -28°C to 80°C
- Sandblasting: To near white metal
- Internal coating: Rust preventative Solvent
- External coating: Standard; Ameron Amercoat 385, Light Gray, DFT 4 - 6 mils.
- Other specific coatings are available upon request.

** Additional design codes, ANSI or pressures and transducers ratings available, please contact your sales representative for specifications.

The Ultrasonic flowmeter is in full compliance with the requirements of AGA Report #9 and approved for customdy transfer by Nmi, PtB, DTI, Gost and etc.

Specifications

| | |
|---------------|---|
| Outputs | - Four pulse outs: 0 to 10,000 Hz - Digital: RS 485/232 - Modbus RS 232/485 |
| Performance | - Rangeability of 2' to 100'/sec, .6m to 30m per sec. - Accuracy within 1.0% - Repeatability equal or < 0.2%, Bi-directional flow. - Velocity Range: -100' to 100 ' per second, -30m to 30m per second. - Extended Range of 1' to 120 ' /sec.; 0.3m to 36m/sec. |
| Response Time | - 1 update per second |
| Approvals | - FM Class, Div 1, Group C,D. |
| Power | - 12/24 VDC, 7 Watts consumption |
| Included | - Frequency Splitter Card - Uniform software program for monitoring and configuring flow meter with a laptop computer |

Meter Material and Dimensional Specification

| Size ANSI 600 | ID - Inches (mm) | Length - Inches (mm) | Weight - Lbs (Kg) | Body Materials | Flange Materials |
|------------------|---------------------|-------------------------|----------------------|-------------------|---------------------|
| 3" | 3.068 (77.93) | 40 (1016) | 156 (71) | ASTM A 106 Gr. B | ASTM A105 |
| 4" | 4.026 (102.10) | 40 (1016) | 203 (92) | ASTM A 106 Gr. B | ASTM A105 |
| 6" | 6.065 (154.05) | 30 (1762) | 283 (130) | ASTM A 106 Gr. C | ASTM A105 |
| 8" | 7.981 (202.72) | 40 (1016) | 400 (182) | API 5L X42 | ASTM A694 F42 |
| 10" | 10.020 (254.51) | 40 (1016) | 572 (260) | API 5L X52 | ASTM A694 F52 |
| 12" | 11.938 (303.23) | 40 (1016) | 681 (310) | API 5L X52 | ASTM A694 F52 |
| 16" | 15.000 (381.0) | 48 (1219.2) | 1109 (504) | API 5L X52 | ASTM A694 F52 |
| 20" | 19.000 (482.6) | 60 (1524.0) | 1645 (747) | API 5L X60 | ASTM A694 F60 |
| 24" | 22.876 (581.05) | 72 (1828.8) | 2396 (1087) | API 5L X65 | ASTM A694 F65 |
| 30" | 28.750 (730.25) | 72 (1828.8) | 3581 (1625) | API 5L X75 | ASTM A694 F75 |

About Elster Group

A world leader in advanced metering infrastructure, integrated metering, and utilization solutions to the gas, electricity and water industries. Elster's systems and solutions reflect over 170 years of knowledge and experience in measuring precious resources and energy.

Elster provides solutions and advanced technologies to help utilities more easily, efficiently and reliably obtain and use advanced metering intelligence to improve customer service, enhance operational efficiency, and increase revenues. Elster's AMI solutions enable utilities to cost-effectively generate, deliver, manage, and conserve the life-essential resources of gas, electricity, and water.

Elster has over 7,500 staff and operations in 38 countries in North and South America, Europe, and Asia.

Elster Instromet
13333 NW Freeway
Suite 650
Houston, TX 77040
USA

T +1 800 795 7512
T +1 713 690 4442
F +1 713 690 4449

www.elsterinstromet.us.com
www.elster-americanmeter.com

© 2009 Elster Instromet. All right reserved

Information contained herein is subject to change without notice. Product specifications may change. Contact your Elster Perfection representative for the most current product information. Printed in the United States.

EI-BR0005-EN-E - July 2009

This technical information is furnished without charge or obligation and for informational purposes only. Acceptance, use and/or reliance on this information is at the recipient's sole risk. Nothing contained in this document shall be considered an endorsement of any particular material or equipment. The material presented in this document in no way modifies, amends, enlarges or creates any contract, agreement, specification, warranty or promise.